

# McHale

PROPEL

TEDDER  
RANGE

**OLGÉP / A**  
Kft.



[WWW.MCHALE.NET](http://WWW.MCHALE.NET)

The Professional Choice



## TWO MODELS A RANGE TO MEET YOUR NEEDS

*Over the last decade, the McHale range of forage machinery have been operating on 6 continents in some of the world's most difficult conditions.*

McHale have developed a reputation for providing high-output machinery with excellent reliability, operator comfort and a top resale value. Building on their comprehensive range of grass machinery, McHale now introduce their new range of ProPel tedders.

The ProPel tedders are the ideal machines to lift and aerate even the heaviest crops. This results in the best quality fodder in the shortest time. The tedders have proven to be strong, robust machines which are highly efficient and reliable in all terrains.

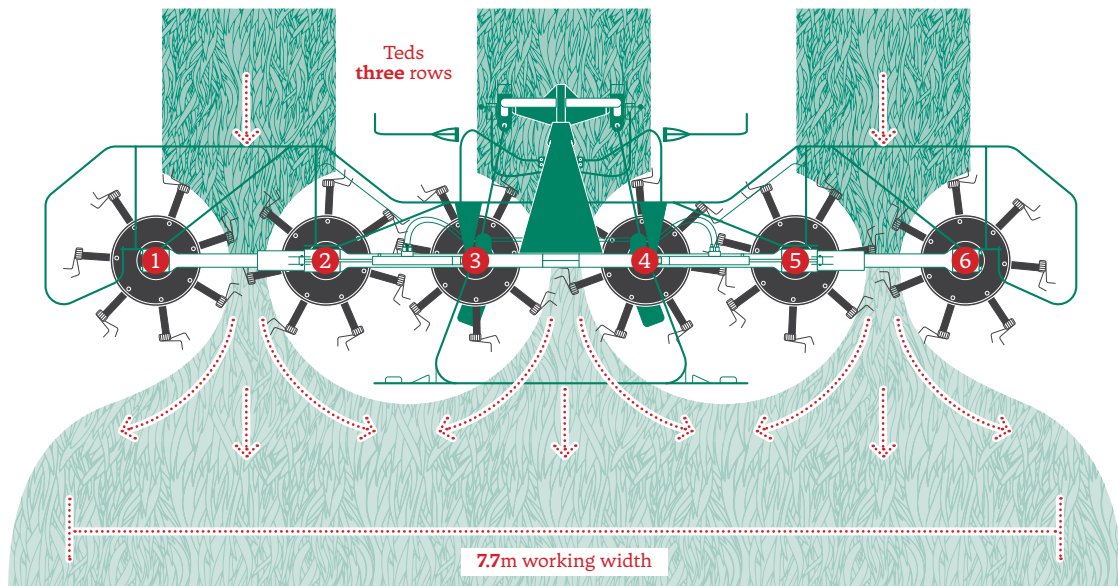
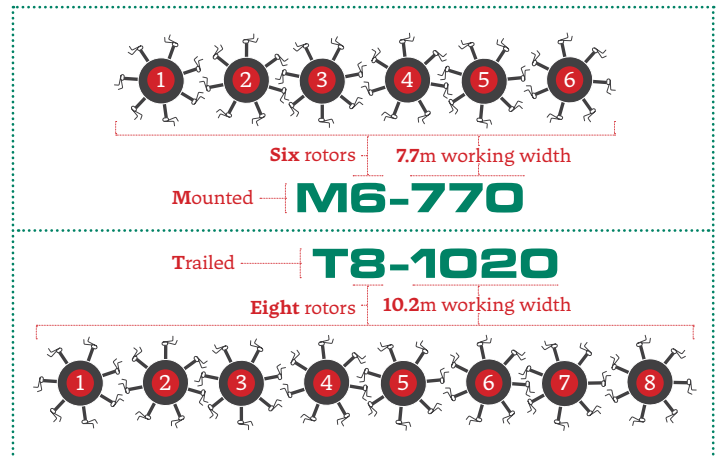
The McHale ProPel Tedder range consists of **2 models**;

McHale ProPel  
**M6-770**  
Mounted

McHale ProPel  
**T8-1020**  
Trailed

# PROPEL M6-770

The **MCHALE PROPEL M6-770** is an easily manoeuvred, 6-rotor, linkage tedder with a working width of **7.7M**. Superb ground contouring and stability on the most uneven terrain provides effective tending throughout the crop. 7 double-hooked tines on each rotor grip the crop to clean the ground before spreading it evenly, high and far behind the machine to obtain the best drying possible.



**01 WORKING WIDTH**  
7.7m (25'3")

**02 NO. OF ROTORS**  
6

**03 ROTOR DIAMETER**  
1.54m (61")

**04 TINE ARMS PER ROTOR**  
7

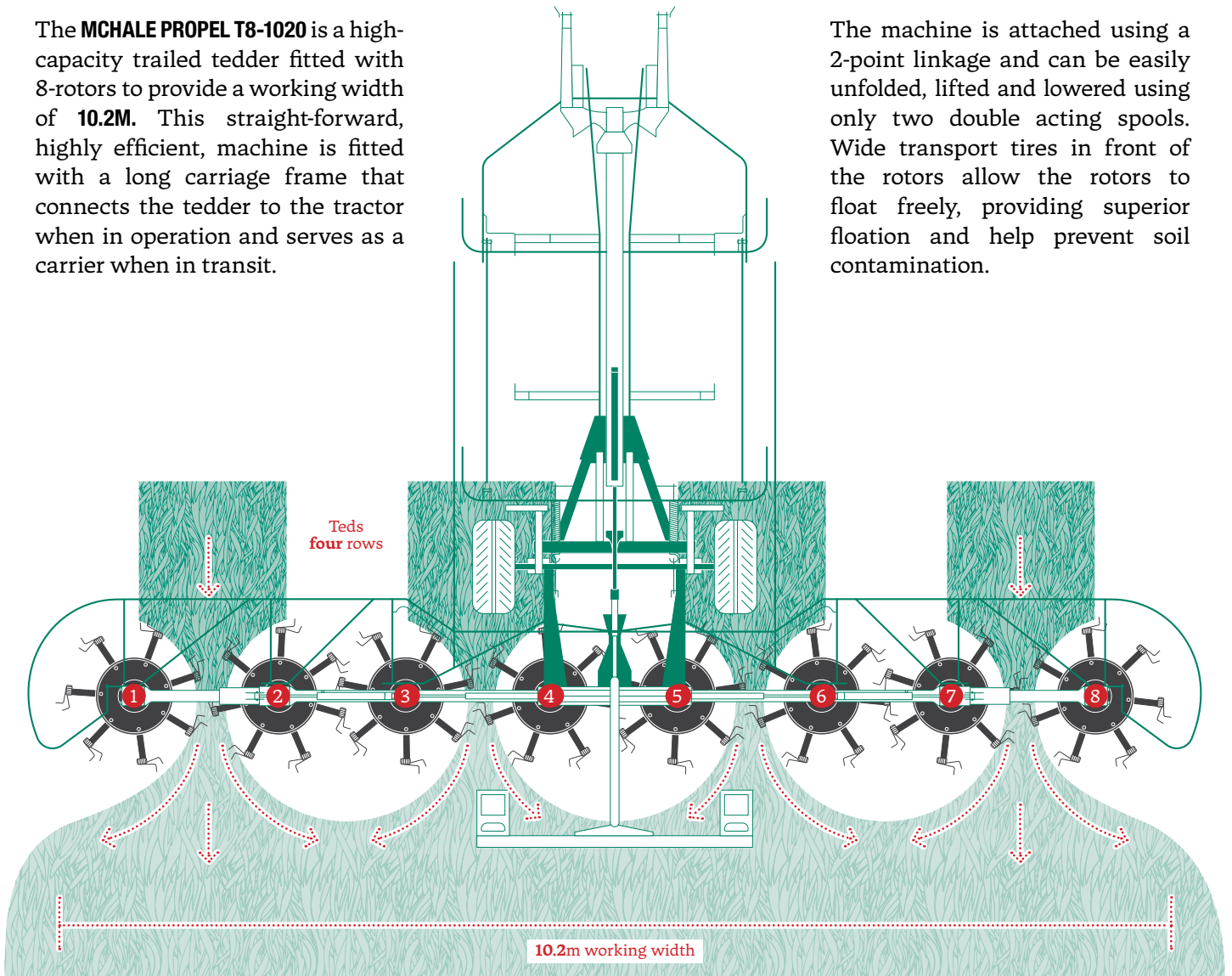
**05 POWER REQUIREMENT**  
45 kW (60 HP)

**06 ATTACHMENT**  
3 Point Linkage (CAT II)

# PROPEL T8-1020

The **MCHALE PROPEL T8-1020** is a high-capacity trailed tedder fitted with 8-rotors to provide a working width of **10.2M**. This straight-forward, highly efficient, machine is fitted with a long carriage frame that connects the tedder to the tractor when in operation and serves as a carrier when in transit.

The machine is attached using a 2-point linkage and can be easily unfolded, lifted and lowered using only two double acting spools. Wide transport tires in front of the rotors allow the rotors to float freely, providing superior floatation and help prevent soil contamination.



01 **WORKING WIDTH**  
10.2m (33'6")

02 **NO. OF ROTORS**  
8

03 **ROTOR DIAMETER**  
1.54m (61")

04 **TINE ARMS PER ROTOR**  
7

05 **POWER REQUIREMENT**  
45 kW (60 HP)

06 **ATTACHMENT**  
Lower Linkage (CAT II)



# HEADSTOCK

The McHale ProPel range of tedders are equipped with a headstock designed for **STRENGTH AND MANOEUVRABILITY**.

A central pivoting point on the **McHale ProPel M6-770** connects the headstock to the chassis which ensures an effective re-centring on slopes and reduces the machine overhang. The pivoting of the machine behind the headstock also allows for easy manoeuvrability and increased stability when in transport and field operation.

The **McHale ProPel T8-1020** trailed tedder is coupled to the tractor by a 2-point lower linkage attachment which reduces the overall length of the machine. By pivoting the machine behind the linkage headstock, it follows very closely behind the tractor, which is beneficial in navigating difficult to access areas.



# DRIVELINE

**THE HEAVY-DUTY DRIVELINE** is fitted as standard to all machines in the McHale ProPel Tedder range.

Power is transferred to the rotors using a heavy-duty driveline with greaseable universal joints that ensure direct and even power transfer in all operating conditions. The driveline is protected with an overload clutch for increased reliability and durability should the machine encounter an obstacle or become overloaded.

To ensure excellent, long-lasting operation, the pivoting points are incorporated in the cast housing. The driveline is equipped with flexible joints for easy rotation of the tedder in all positions. These joints are easily accessible for greasing and maintenance but remain clean and free from crop build up.



# ROTORS


1.54m (61") diameter rotors are fitted to all McHale tedders. Each rotor is equipped with 7 **TINE ARMS** that all support a double hooked tine for the **CLEAN, EVEN LIFT AND DISTRIBUTION OF CROP**.

Two vital adjustments for excellent tedding are rotor angle and rotor height. **Rotor angle adjustments** are made by altering the position of the rotor ground wheels. Operators have a choice of 5 positions to set the rotor angle (from 10° to 17°), eliminating the risk of contamination and resulting in tedding suited to specific crop types and conditions.

**Rotor height is easily adjusted** on mounted tedders by reducing or extending the length of the top link. While on trailed machines, the rotor height is adjusted by turning the simple wind handle.

Thanks to the large circumference of the rotors, they operate at relatively low revolutions. The wide arc and slower rotations offers more time for both the crop to be lifted and the hook tines to release the crop. This maximises crop lift and allows for an even spread across a greater distance.

**Crop Deflection Plates** stop the crop from becoming entangled in the rotor wheels by diverting the crop to the rear of the machine.





# TINES

All tedders in the McHale ProPel Tedder range are equipped with a **DOUBLE HOOK TINE** to ensure all crop is cleanly lifted to provide a **LARGE AND EVEN SPREAD**.

Thanks to the angle and shape of the 9mm, heavy-duty, tensile-steel hook tine, the crop is distributed high, evenly and far behind the machine to leave the ground clean and provide a consistent spread of crop for drying.

The hook tine performs well when tedding a wet, heavy crop as the tine grips all the crop, spreading it further away so that it lands on top of the drier crop, improving fodder quality.

The profile of the hook tine avoids damaging the ground and prevents soil contamination to the crop.

The flexibility of the tines enable the rotor position to be adjusted to a more aggressive forward angle for improved tedding, which results in less damage to the ground, less contamination to the crop and faster regrowth of grass.



## CHASSIS

A v-shaped central chassis on all McHale mounted tedders provide a strong, stable machine when in operation and transport. This unit allows the tedder to steer when working in the field and locks automatically when lifted at the headlands or during transportation.

The McHale ProPel T8-1020 is equipped with a trailed chassis which acts as a carrier frame when in transport. During field operation, the chassis runs on the wide tyres in front of the rotors in order to support the rotors. This also allows for the rotors to operate independently without being hindered by raised wheels or other road transport mechanisms which are not required in the field.



## TRANSPORT

The McHale ProPel M6-770 folds vertically to a height of 3.8m, for a compact road transport position.

The McHale ProPel T8-1020 can be quickly and neatly folded onto the chassis at a transport width of 2.9m. The low centre of gravity and high speed, 6 stud axle, offer a comfortable, fast and stable transportation speed of up to 40km/h.

All machines in the McHale ProPel Tedder range are equipped with road safety lights and marker board signage as standard.



## STEERING

Our Tedder range is designed to provide exceptional trailing, avoid overrun on slopes and give an even, consistent tedding pattern in all directions.


To achieve this, the McHale ProPel M6-770 mounted tedders are fitted with oscillating dampers and a robust steering system in order to follow the tractor around curves and ensure a stable and reliable operation during the tedding process.

On the McHale ProPel T8-1020, the 2-point lower linkage headstock performs a similar function during road transport and field operation with the tedder behind following smoothly around tight turns.



## HEADLAND MANAGEMENT SYSTEM

When tedding the headlands or around obstacles, the optional Headland Management System can be hydraulically folded into position by the operator in the cab. This allows the tedder to operate at full working width at all times while keeping the crop easy to rake. When operating in hay, it can also indicate which areas have already been tedded.



# PROPEL TEDDER RANGE TECHNICAL TABLE

	PROPEL M6-770	PROPEL T8-1020
<b>DIMENSIONS &amp; WEIGHT</b>		
Transport Length	2.55 m (8'4")	5.8 m (19')
Transport Width	2.9 m (9'6")	2.99 m (9'10")
Transport Height	3.7 m (12'2")	2.6 m (8'6")
Weight	1,270 kg (2,800 lbs)	2,605 kg (5,743 lbs)
<b>TRACTOR ATTACHMENT</b>		
Minimum Tractor Capacity	45 kW (60 HP)	45 kW (60 HP)
Attachment	Mounted CAT II linkage	Trailed CAT II lower linkage
Max PTO Speed	480 rpm (SAE 6 spline PTO shaft)	480 rpm (SAE 6 spline PTO shaft)
Lighting	12 V / 7-pin socket	12 V / 7-pin socket
Hydraulic Systems	2 x DA hydraulic supply	1x SA, 2x DA hydraulic supply (1 with float)
Minimum Flow Rate	20 l/min (4.54 gal/min) @ 180 bar (2,610 psi)	20 l/min (4.54 gal/min) @ 180 bar (2,610 psi)
<b>MACHINE SPECIFICATIONS</b>		
Number of Rotors	6	8
Rotor Diameter (including tines)	1.58 m (5'2")	1.58 m (5'2")
Working Width	7.7 m (25'3")	10.2 m (33'6")
Number of Tine Arms	7 (per rotor)	7 (per rotor)
Chassis Tyres (380/55-17)	-	2
Rotor Tyres (170/60-8)	6 (1 per rotor)	8 (1 per rotor)
<b>OPTIONAL EQUIPMENT</b>		
Spare Rotor Wheel	Optional	Optional
Headland Management System	Optional	Optional

Higher specification over the M6-770





# McHale

Ballinrobe,  
Co. Mayo,  
Ireland  
F31 K138

T. 353 (0) 94 95 20300  
F. 353 (0) 94 95 20356  
E. [sales@mchale.net](mailto:sales@mchale.net)

## WWW.MCHALE.NET

# ALFA-GÉP / A

Kft.

Alfa-Gép Kft.  
H-5600 Békéscsaba Szarvasi út 84.  
Vozár László: +36 30 2789 7033121  
Web: [www.alfa-gep.hu](http://www.alfa-gep.hu) E-mail: [info@alfa-gep.hu](mailto:info@alfa-gep.hu)

**DISCLAIMER:** This literature is designed for worldwide circulation. Due to a continuing policy of product improvement, we reserve the right to alter specifications and constructions without notice. As machines are exported to many different countries, general information, pictures and descriptions are provided; these should be taken as approximate and may include optional equipment that is not part of the standard specification. Please consult your local dealer or distributor for further information.